



**ROCHESTER  
GAUGES, INC.**

ISO 9001 AND QS-9000 REGISTERED

## Magnetel™ Liquid-Level Gauges

6300  
Series

### Application

The 6300 Series Magnetel™ liquid-level gauges are designed to accurately determine the percentage of total tank volume for most liquids in stationary-storage applications. UL listed for LP Gas and NH<sub>3</sub> service.

### General Information & Features

These Magnetel™ Gauges are available in four basic models:

**Model 6336** — Incorporates 4" [100 mm] dial and is designed for top mounting.

**Model 6360** — Incorporates 8" [200 mm] dial and is designed for top mounting.


**Model 6339** — Incorporates 4" [100 mm] dial and is designed for side, end or angle mounting.

**Model 6342** — Incorporates an 8" [200 mm] dial and is designed for side, end or angle mounting.

The large, easy-to-read dials are also easy to remove and replace. Materials of construction vary depending on the types of liquids to be gauged. Many different optional features are available to meet your specific needs. These materials and options, along with their pricing impact, are summarized for each model in price list 6300.

Magnetel™ gauges are designed for working pressures ranging from atmospheric to 450 [31 Bar] psig.

For instructions on how to install the Magnetel™ gauge, see #115-820 *Magnetel™ Liquid-Level Gauge Installation Instructions*.



[METRIC]



Prefix Number	Application
None	Industrial
A	anhydrous ammonia (NH <sub>3</sub> )
C	LP-gas and NH <sub>3</sub>
P	LP-gas
D	double head (liquified CO <sub>2</sub> )
M	mobile service
V	vertical tanks
X	straddle mounting (bolt holes straddle vertical centerline)
Y	fits through 2" schedule 80 coupling
Suffix Number	Gauge Materials
-11	plated steel and stainless steel
-12	stainless steel or better

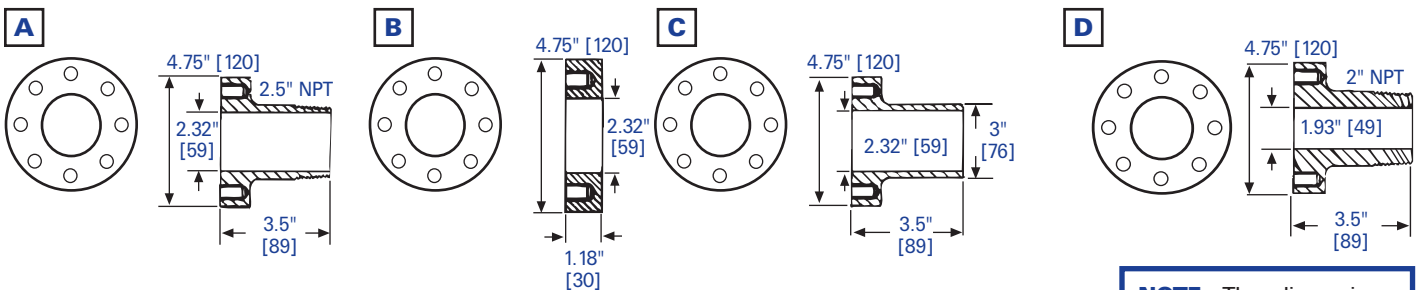
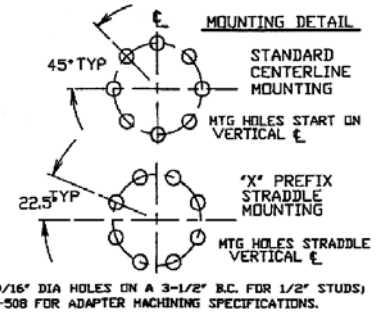
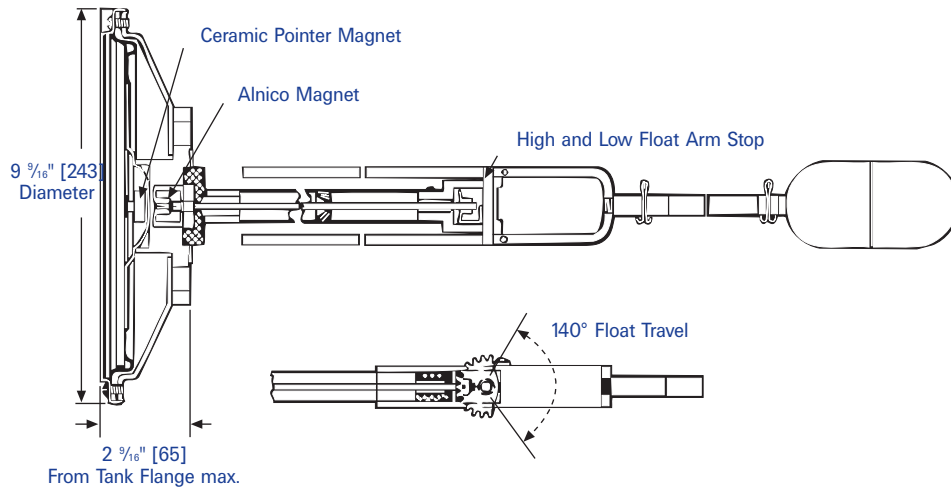
Magnetel™  
Liquid-Level Gauges

See reverse side for dimensional data, materials of construction, performance, and advice on how to order.

01/05/04

*The Measure of Excellence*

[METRIC]



**3.5" [89] Bolt Circle Adapters for Magnetel™ Gauges**

Rochester Machining Standard MS-508 - See Rochester 22 Series

**NOTE:** The dimensions of the threaded neck on this adapter are equivalent to Schedule 80 pipe.

Part #	Mates With	Type	Material	Thread	Dimensions
0022-00029	6300 Series	2 1/2" NPT	Forged Steel	1/2"-13UNC-2B	Reference dwg. A
0022-00030		Welding			Reference dwg. B
0022-00500					Reference dwg. C
0022-00525	Y6300 Series Only	2" NPT sch. 80			Reference dwg. D

**When Ordering, Specify:**

1. Liquid to be gauged and specific gravity.
2. Inside diameter of tank, head style: ellipsoidal, semi-ellipsoidal or hemispherical.
3. Complete model number desired from price list 6300, (example M6342-11).
4. Prefix letters for available options from price list 6300.
5. If a dial other than standard is required, furnish drawing and/or details.
6. Furnish tank drawings whenever ordering gauges for angle-mounting or for installation in vertical tanks.
7. Tank mounting flange, if required (see chart above).

**CAUTION:** For LP Gas or NH<sub>3</sub> applications requiring 2" NPT connection, specify Y6300 Series Magnetel™ gauges which includes 0022-00525 schedule 80 adapter assembled to gauge.

**NOTE:** Y6300 Series gauges will fit through 2" pipe coupling but will NOT fit through 2" pipe nipple.

\* Specifications subject to change without notice.  
Ratings subject to change due to temperature and other environmental considerations.

01/05/04